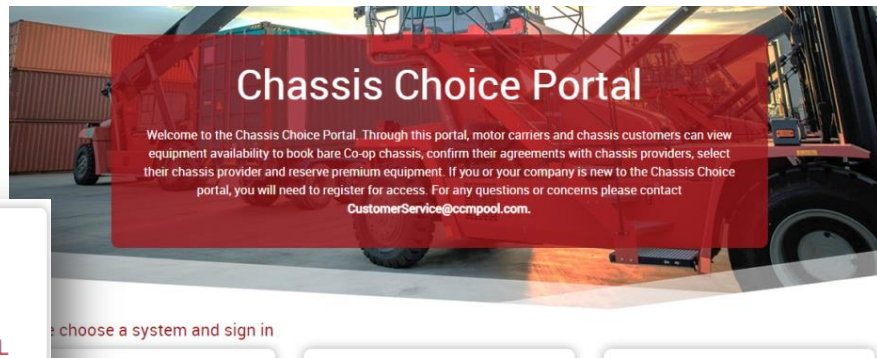



HOW TO UPLOAD EXCEPTIONS


for multiple ocean lines

1. Log onto chassischoice.com with your credentials and select *Chassis Portal* under the CCM provider tab



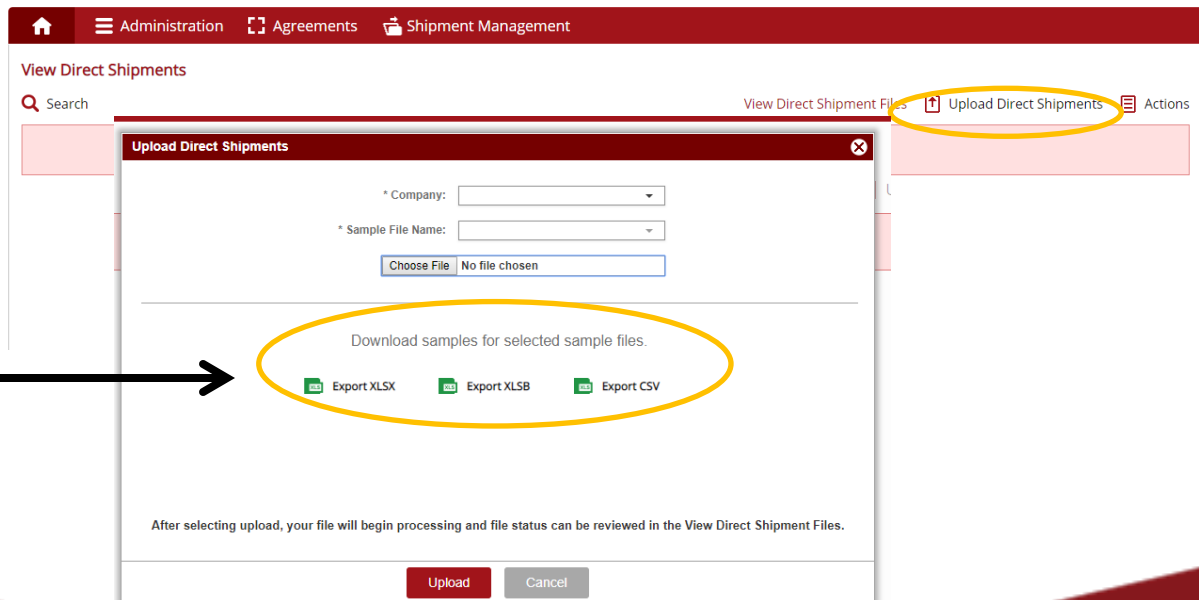
2. Click under Shipment Management

Shipment Management > View Direct Shipments

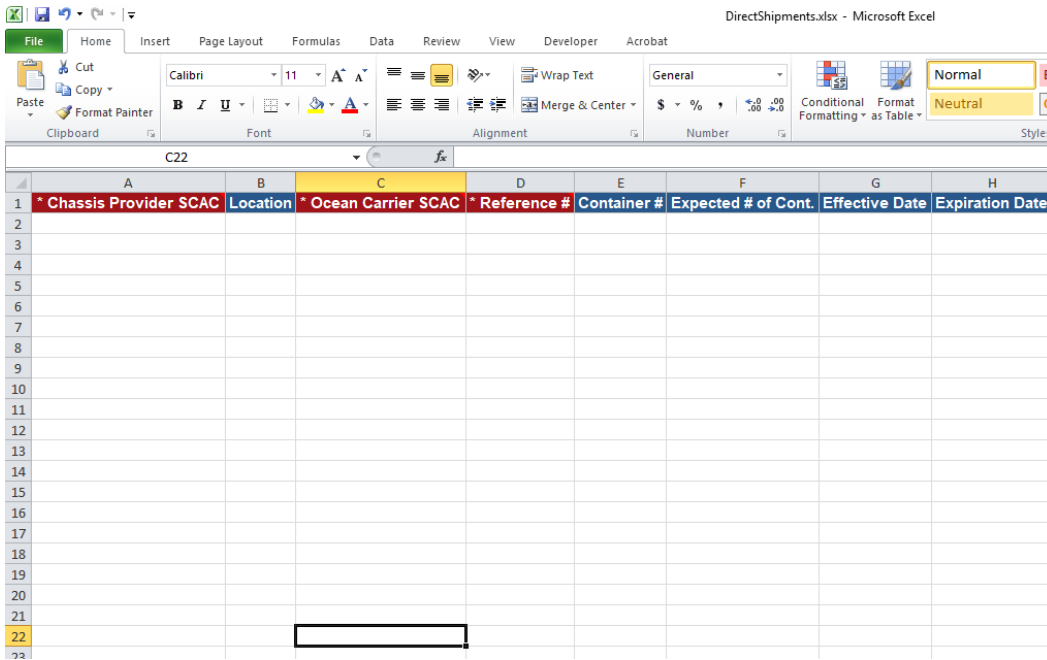


3. Click "Upload Direct Shipments".

You will need to download our default template file, populate the mandatory columns with your information.



4. User can fill out columns A through H. Only columns A, C and D are required.



Chassis Provider	SCAC
DCLI	DCLZ
Flexi-Van	FLXC
NACPC	NAPC
TRAC Intermodal	TAXZ

Ocean Carrier	SCAC
Hamburg Sud	SUDU
ONE Line	ONEY
OOCL	OOCZ
China Shipping	CHNJ
Westwood Shipping	WWSU
Pasha Hawaii	PSHI
United Arab Shipping	UASU
SM Line	SMLM
Yang Ming	YMLU
PIL	PABV
Hyundai	HDMU
Maersk Line	MAEU
Cosco	CCLN
MSC	MSCU
Hapag-Lloyd	HLCU
CMA - CGM	CMDU
Horizon	HRZD
Safmarine	SAFM
SeaLand	SEAU
Zim	ZIMU
Turkon Line	TRKU
Norasia	CSVV
ACL	ACLU
APL	APLU
Tropical Shipping	TLHR

5. Once the template is filled out, save it and upload it using the Choose File button and click upload to complete.

Upload Direct Shipments

* Company:

* Sample File Name:

Choose File
No file chosen

Download samples for selected sample files.

Export XLSX
 Export XLSB
 Export CSV

After selecting upload, your file will begin processing and file status can be reviewed in the View Direct Shipment Files.

Upload
Cancel